















FY13-17 Strategic Plan






Hope School: Action Plan - Summary

Date Revised: October 8, 2014

Priority	Items	Who	Start Date/ End Date	Target, Measure	% Complete/ YTD	Status/ Variance
My Items						
	<p>1.1.5 Hope school will target individual students deficits. Measure/Evidence: This will be measured by the teacher assessing students during district benchmark periods with Performance Series assessment and/or Aimsweb math assessments in the Spring.</p> <p><i>Comments on Status: FY12 Baseline: In Math, 8% (1 student) is not proficient in math from the SBA scores Students tested with Performance Series in the fall and winter. Waiting for SBA scores 3 students not proficient Have added new staff with math focus and intend on all students being proficient.</i></p>	Hope School	07/01/12 06/30/15	100% All students proficient.	0%	 -100 As of 08/20/14
	<p>1.4.7 Hope School will implement the researched based strategy of setting objectives and providing feedback that will demonstrate student engagement and increased proficiency. Measure/Evidence: Each students goal setting notebook that includes student work with teacher feedback and self-reflection.</p> <p><i>Comments on Status: FY12 Baseline: Currently students are not enthusiastically engaged in assigned reading. Data indicates that they are deficient in analysis of content. 3/8/2013 Special needs students have it. FY 14 wrapped this into another goal</i></p>	Hope School	07/01/12 06/30/16	80% 30-40 points gain in overall reading score.	0%	 -80 As of 08/20/14
	<p>1.4.30 Each student will create a notebook/portfolio to utilize for setting goals, collecting feedback, stating common core grade level expectations, and gathering exemplary work. (Patti Truesdell and Sandra Barron)</p>	Hope School	07/01/12 06/30/16	producing and utilizing notebook		 0 As of 08/20/14
	<p>1.5.9 Hope School is currently at 100% graduation rate. Our goal is to develop a system to enhance the intervention program to identify students at risk for dropping out by 7th grade. Measure/Evidence: The teacher will review student attendance, academic performance, attitude, motivation, and support the end of 1st and 3rd quarter for 7-12 grade students.</p> <p><i>Comments on Status: FY12 Baseline: 100% graduation. 3/8/2013 next workday/in-service create document. FY13 100% graduation June of 2013 - 2 graduates + 1 summer early graduate FY14 100% graduation June of 2014- 2 graduates</i></p>	Hope School	07/01/12 06/30/15	100% 100% graduation	0%	 -100 As of 06/04/14
	<p>3.1.10 Our goal is to utilize the contact component, calendar, and announcements in PowerSchool and utilize School Messenger to increase parent participation and aid in awareness of school activities and student performance. Measure/Evidence: This will be executed by the school staff and measured by percent of parents signing into PowerSchool FY14.</p> <p><i>Comments on Status: FY12 Baseline: Using Powerschool for grades but none of the other parent communication resources. 5/29/2014 - utilized the school messenger</i></p>	Hope School	07/01/12 06/30/15	100% More parent/community involvement	0%	 -100 As of 06/04/14

Hope School: Action Plan - Detail

Priority	Items	Who	Start Date/ End Date	Target, Measure	% Complete/ YTD	Status/ Variance
1 Deliver relevant, rigorous, standards-based curriculum in conjunction with alternative pathways and a flexible approach to ensure that every KPBSD student stays engaged, reaches high levels of achievement and graduates.						
	<p>1.1 Student Achievement: All students will meet or exceed proficiency levels on quarterly assessments within two years of development.</p> <p><i>Comments on Status: Language Arts and Math common quarterly assessments are complete. Student proficiency to be determined beginning in October 2013. 6/19/13: District-level status based on average progress of supporting objectives.</i></p>	Curriculum & Assessment	07/01/12 06/30/15	100% % student proficiency/quarterly assessments	0%	 -100 As of 09/03/14
	<p>1.1.5 Hope school will target individual students deficits. Measure/Evidence: This will be measured by the teacher assessing students during district benchmark periods with Performance Series assessment and/or Aimsweb math assessments in the Spring.</p> <p><i>Comments on Status: FY12 Baseline: In Math, 8% (1 student) is not proficient in math from the SBA scores Students tested with Performance Series in the fall and winter. Waiting for SBA scores 3 students not proficient Have added new staff with math focus and intend on all students being proficient.</i></p>	Hope School	07/01/12 06/30/15	100% All students proficient.	0%	 -100 As of 08/20/14
	<p>1.1.5.1 Students grades 3-11 will take the Performance Series math test during benchmark periods and target instruction based on deficits. (Patti Truesdell)</p> <p><i>Comments on Status: 1/22/14 Hope continues to test all 3-11 grade students at benchmarking periods. 6/6/2014 Hope tested grades 3-11 with Performance Series all three benchmarking periods during the 2013-14 school year.</i></p>	Michael Hanson	07/01/12 06/30/16	100% Students grades 3-11 will take the Performance Series math test 1st and 3rd quar	100%	 As of 08/20/14
	<p>1.1.5.2 Students grades 3-11 will take the Performance Series reading test during benchmark periods and target instruction based on deficits. (Patti Truesdell)</p>	Michael Hanson	07/01/12 06/30/16	100%	0%	 As of 08/20/14
High	<p>1.4 Student Engagement: Achieve high levels of student engagement utilizing research-based strategies at all schools.</p> <p><i>Comments on Status: See department level and school site plans to view progress. 6/19/13: District-level status based on average progress of supporting objectives.</i></p>	Instruction	07/01/12 06/30/15	100% School In-service Plans - Danielson/Standards implementation plans	100%	 0 As of 07/30/14
	<p>1.4.7 Hope School will implement the researched based strategy of setting objectives and providing feedback that will demonstrate student engagement and increased proficiency. Measure/Evidence: Each students goal setting notebook that includes student work with teacher feedback and self-reflection.</p> <p><i>Comments on Status: FY12 Baseline: Currently students are not enthusiastically engaged in assigned reading. Data indicates that they are deficient in analysis of content. 3/8/2013 Special needs students have it. FY 14 wrapped this into another goal</i></p>	Hope School	07/01/12 06/30/16	80% 30-40 points gain in overall reading score.	0%	 -80 As of 08/20/14
	<p>1.4.30 Each student will create a notebook/portfolio to utilize for setting goals, collecting feedback, stating common core grade level expectations, and gathering exemplary work. (Patti Truesdell and Sandra Barron)</p>	Hope School	07/01/12 06/30/16	producing and utilizing notebook		 0 As of 08/20/14
High	<p>1.5 Graduation: Increase the Graduation Rate by 1.8% each year to achieve the 90% goal set by the DEED. Baseline year 2012 - closeout year 2018</p> <p><i>Comments on Status: End of FY14 Dropout Rate: 3.62% - Data prediction, official data after October End of FY14 Grad Rate is 81.41% - Official data</i></p>	Instruction	07/01/12 06/30/13	100% % increase graduation rate	0%	 -100 As of 09/05/14
	<p>1.5.9 Hope School is currently at 100% graduation rate. Our goal is to develop a system to enhance the intervention program to identify students at risk for dropping out by 7th grade. Measure/Evidence: The teacher will review</p>					

	<p>student attendance, academic performance, attitude, motivation, and support the end of 1st and 3rd quarter for 7-12 grade students.</p> <p><i>Comments on Status: FY12 Baseline: 100% graduation. 3/8/2013 next workday/in-service create document. FY13 100% graduation June of 2013 - 2 graduates + 1 summer early graduate FY14 100% graduation June of 2014- 2 graduates</i></p>	Hope School	07/01/12 06/30/15	100% 100% graduation	0%	 -100 As of 06/04/14
	<p>1.5.9.1 Teacher will develop and utilized a graduation checklist that includes student's attendance record, motivation for school, grade reports, and parental support (as evidenced by parental contact at PTC). (Patti Truesdell and Sandra Barron)</p> <p><i>Comments on Status: Discussed what this should look like at December in-service Will utilize new staff member in the fall as we create this document that will be house in the student notebook/portfolio Incorporated this into another goal.</i></p>	Michael Hanson	07/01/12 06/30/16	100% checklist developed and used 1st and 3rd quarter	15%	 As of 08/01/14
3 All KPBSD schools will reach out to parents and communities to promote shared value and responsibility for the process of education.						
High	<p>3.1 Parent and Family Engagement: Achieve high levels of parent and community engagement utilizing research-based strategies at all schools.</p> <p><i>Comments on Status: 6/19/13: District-level status based on average progress of supporting objectives.</i></p>	Instruction	07/01/12 06/30/14	100%	100%	 0 As of 08/05/14
	<p>3.1.10 Our goal is to utilize the contact component, calendar, and announcements in PowerSchool and utilize School Messenger to increase parent participation and aid in awareness of school activities and student performance. Measure/Evidence: This will be executed by the school staff and measured by percent of parents signing into PowerSchool FY14.</p> <p><i>Comments on Status: FY12 Baseline: Using Powerschool for grades but none of the other parent communication resources. 5/29/2014 - utilized the school messenger</i></p>	Hope School	07/01/12 06/30/15	100% More parent/community involvement	0%	 -100 As of 06/04/14
	<p>3.1.10.1 Invite parents and stakeholders to school for demonstration and get them organized to the level they want to be connected with the program. (Patti Truesdell)</p> <p><i>Comments on Status: 12/21/12 Discussed setting date at last In-service. 3/8/2013 Fall open house.</i></p>	Michael Hanson	07/01/12 06/30/16	100% scheduled meeting/training and get parents connected	25%	 As of 05/29/13