










FY13-17 Strategic Plan

Hope School: Action Plan - Summary

Date Revised: September 16, 2015

Priority	Items	Who	Start Date/ End Date	EOY Target, Measure	% Complete/ Actual	Status/ Variance
My Items						
	<p>1.4.5 Hope School will implement the researched based strategy of setting objectives and providing feedback that will demonstrate student engagement and increased proficiency. Measure/Evidence: Each student's goal setting notebook that includes student work with teacher feedback and self-reflection.</p> <p><i>Comments on Status: FY 15 12/4/2014 Some teachers using notebooks and folders. FY 14 wrapped this into another goal FY12 Baseline: Currently students are not enthusiastically engaged in assigned reading. Data indicates that they are deficient in analysis of content. 3/8/2013 Special needs students have it.</i></p>	Hope School	07/01/12 06/30/16	100 30-40 points gain in overall reading score.		 -100 As of 09/16/15
	<p>1.4.19 Each student will create a notebook/portfolio to utilize for setting goals, collecting feedback, stating common core grade level expectations, and gathering exemplary work. (Patti Truesdell and Sandra Barron)</p> <p><i>Comments on Status: FY 15 12/4/2014 using notebooks, folders and working on formatting standards.</i></p>	Hope School	07/01/12 06/30/16	100 producing and utilizing notebook		 -100 As of 08/28/15
	<p>1.5.6 Hope School is currently at 100% graduation rate. Our goal is to develop a system to enhance the intervention program to identify students at risk for dropping out. This tool will be used to review student attendance, academic performance, attitude, motivation, and support the end of 1st and 3rd quarter for 7-12 grade students. Measure/Evidence: Teacher and every 7-12 grade student conferencing at the end of the 1st and 3rd quarter.</p> <p><i>Comments on Status: FY 15 100 % graduation 1 graduate FY14 100% graduation June of 2014- 2 graduates FY13 100% graduation June of 2013 - 2 graduates + 1 summer early graduate FY12 Baseline: 100% graduation.</i></p>	Hope School	07/01/12 06/30/16	100% graduation		 0% As of 08/31/15

Hope School: Action Plan - Detail

Priority	Items	Who	Start Date/ End Date	EOY Target, Measure	% Complete/ Actual	Status/ Variance
1 Deliver relevant, rigorous, standards-based curriculum in conjunction with alternative pathways and a flexible approach to ensure that every KPBSD student stays engaged, reaches high levels of achievement and graduates.						
	1.4 Student Engagement. <i>Comments on Status: See department level and school site plans to view progress. 6/19/13: District-level status based on average progress of supporting objectives.</i>	Instruction	07/01/12 06/30/15	School In-service Plans - Danielson/Standards implementation plans		 0% <small>As of 11/13/14</small>
	1.4.5 Hope School will implement the researched based strategy of setting objectives and providing feedback that will demonstrate student engagement and increased proficiency. Measure/Evidence: Each student's goal setting notebook that includes student work with teacher feedback and self-reflection. <i>Comments on Status: FY 15 12/4/2014 Some teachers using notebooks and folders. FY 14 wrapped this into another goal FY12 Baseline: Currently students are not enthusiastically engaged in assigned reading. Data indicates that they are deficient in analysis of content. 3/8/2013 Special needs students have it.</i>	Hope School	07/01/12 06/30/16	100 30-40 points gain in overall reading score.		 -100 <small>As of 09/16/15</small>
	1.4.19 Each student will create a notebook/portfolio to utilize for setting goals, collecting feedback, stating common core grade level expectations, and gathering exemplary work. (Patti Truesdell and Sandra Barron) <i>Comments on Status: FY 15 12/4/2014 using notebooks, folders and working on formatting standards.</i>	Hope School	07/01/12 06/30/16	100 producing and utilizing notebook		 -100 <small>As of 08/28/15</small>
	1.5 Graduation. <i>Comments on Status: End of FY14 Dropout Rate: 3.62% - Data prediction, official data after October End of FY14 Grad Rate is 81.41% - Official data</i>	Instruction	07/01/14 06/30/18	100% % increase graduation rate		 -100% <small>As of 11/13/14</small>
	1.5.6 Hope School is currently at 100% graduation rate. Our goal is to develop a system to enhance the intervention program to identify students at risk for dropping out. This tool will be used to review student attendance, academic performance, attitude, motivation, and support the end of 1st and 3rd quarter for 7-12 grade students. Measure/Evidence: Teacher and every 7-12 grade student conferencing at the end of the 1st and 3rd quarter. <i>Comments on Status: FY 15 100 % graduation 1 graduate FY14 100% graduation June of 2014- 2 graduates FY13 100% graduation June of 2013 - 2 graduates + 1 summer early graduate FY12 Baseline: 100% graduation.</i>	Hope School	07/01/12 06/30/16	100% graduation		 0% <small>As of 08/31/15</small>
	1.5.6.1 Teacher will develop and utilize a graduation checklist that includes student attendance record, motivation for school, grade reports, and parental support (as evidenced by parental contact at PTC). (Patti Truesdell and Sandra Barron) <i>Comments on Status: Discussed what this should look like at December in-service Will utilize new staff member in the fall as we create this document that will be house in the student notebook/portfolio Incorporated this into another goal.</i>	Michael Hanson	07/01/12 06/30/16	100% checklist developed and used 1st and 3rd quarter		 <small>As of 08/31/15</small>

 Not Started
  Deferred
  On Target
  Off Target
  Waiting on Someone
  Critical
  Achieved